

DOOSAN

Crawler Excavators |
DX235LCR-5



Engine power: 189 hp
Operating weight: 24.3 t
Max. bucket capacity: 1.32 m³



Raise profits, productivity & fuel efficiency

High productivity & low cost of ownership

Delivers higher productivity & reduced fuel consumption in an efficient & comfortable work environment.

► **Reliability:** Reinforced castings and forged steel pivot points and reinforced heavy-duty arm and boom to withstand high-impact materials. Large, robust boom and arm cylinders for smooth, powerful operation. Advanced pin & bushing technology.

► **Productivity:** State-of-the-art bucket and arm digging forces.

► **Safety:** Rear camera and large side mirrors, Side view camera (optional), powerful lighting, & anti-slip steps and platforms. Guard rails on upper structure.

► **Special applications:** Two-piece boom and dozer blade configurations are ideally suited for special applications. Additionally, roadliner is available as option - ideal for urban applications with their low ground disturbance.

► **Easy-to-use attachments:** Set flow & pressure of the auxiliary lines directly from the control panel. Additionally, 10 pre-sets are available to record specific settings.

► **Comfort:** One of the most spacious cabs in the market, with low noise & vibration levels and excellent all-round visibility. Fully adjustable heated air suspension seat, air conditioning with climate control as standard.

► **Controllability:** Exclusive jog shuttle switch for controlling all panel features, 4 work & 4 power modes, proportional control, user-friendly 7" TFT LCD colour monitor, real-time measurement of fuel consumption, etc.

► **Power:** Exceptionally powerful - with high torque at low revs - the US EPA Tier 4 compliant Doosan DL06P engines are free from Diesel Particulate Filter (DPF) and associated regeneration system for more fuel efficiency.

► **Efficient fuel management:** The evolution of the Doosan engine provides significant fuel saving. A new SPC (Smart Power Control) system, combined with settable engine shut-off & auto-idle, provides an additional reduction of up to 5%.


► **Electric fan clutch:** For optimum cooling, fan speed is controlled electronically by a fan clutch, resulting in lower fan noise and better fuel efficiency.

► **Easy maintenance:** Easy access to all compartments. Maintenance data directly available from control panel.

► **Advanced filtration:** Highest efficiency filters & cleaners remove water, dust & particles to protect your investment optimally.

► **Transportability:** Transport length only 8.97 m and 2.99 m wide undercarriage.

► **Undercarriage durability:** Forged steel and deep-hardened top rollers – oil-lubricated rollers – heat-treated sprocket – deep-hardened, heat-treated, grease lubricated & longer life track chains.



► **Reduced tail swing radius:** To facilitate use in the city and in tight locations, the tail swing radius is 39% shorter compared to the conventional DX235LC-5. The smallest swing diameter is only 3.99 m.

* The above image may differ from the actual product.

Top performance and fuel efficiency



► The power to raise productivity

The DX235LCR-5 takes even the heaviest tasks in its stride with efficient, dependable performance that saves you time and money:

- Improved hydraulic system uses the engine power more effectively, maximising pump output and offering more comfort, smoothness and accuracy
- Increased digging power, lifting capacities and traction force combine for performance you can rely on, day after day
- Greater fuel efficiency means you can keep costs down and reduce environmental impact



OPTIMISED POWER MANAGEMENT

The DX235LCR-5 is equipped with a Doosan engine. Famous for excellent fuel efficiency, reliability and long service life, it combines exceptional power output and high torque at low revs. Engine is fitted with common rail fuel injection combined with an wastegate turbocharger which increases the density of the air enabling the engine to produce more power.

Selective Catalytic Reduction (SCR) technology - combined with a Diesel Oxidation Catalyst (DOC) - ensures compliance with US EPA Tier 4 regulations. As there is no need for a particulate filter, there is no need for regeneration.



If the engine is the heart of the excavator, the e-EPOS is its brain - providing a perfectly synchronised communication link between the engine's ECU (Electronic Control Unit) and the hydraulic system. A CAN (Controller Area Network) system enables a constant flow of information between engine and hydraulic system, so that power is delivered exactly as needed.

EFFICIENT FUEL MANAGEMENT

- Choice between 4 power modes and 4 working modes guarantees optimum performance in all conditions
- SPC (Smart Power Control): reduces engine RPM during low load demand & ensures pump torque control, thus ensuring fuel efficiency and low emissions
- Engine auto-shut-off: shuts down the engine after the machine has been idling for a specified time
- Electronic control of fuel consumption optimises efficiency
- Auto-idle function saves fuel
- Eco guidance in real-time: eco gauge provides information about fuel consumption relative to machine performance in real-time. By trying to keep the right-hand LED bar from rising, the operator can teach himself how to save fuel and work efficiently
- For optimum cooling, fan speed is controlled by a viscous clutch resulting in a quieter fan & better fuel efficiency



Wastegate turbocharger: Increases the density of the air, enabling the engine to produce more power with few effects from altitude. Exhaust gases are diverted from the turbine wheel to better regulate max boost pressure and to protect the engine. Also results in less lag time before turbo begins to maximise torque. Reduces wear in high rpm & low load conditions.

Electric viscous fan clutch: Drives the cooling fan at optimum speed. Based on coolant, hydraulic oil, cooled charged air temperatures and target engine speeds, the fan speed is controlled electrically, resulting in a much quieter fan and better fuel efficiency.

* The above image may differ from the actual product.

Operating in comfort

► The ideal workspace – designed around you

The DX235LCR-5 is designed to provide you with the best possible working conditions. The pressurised cab is ISO-certified for your safety. Its spacious interior offers a fully adjustable, heated air suspension seat. Comfortably seated, you have easy access to several storage compartments and a clear all-round view of the worksite. Noise and vibration levels have been reduced, while air conditioning and automatic climate control allow you to keep working for hours on end without feeling tired.



Best-in-class operator environment

Doosan Crawler Excavators are powered by industry-leading engines that save on fuel and meet the latest US EPA Tier 4 regulations in addition to all noise regulations.

The low levels of cab vibration and noise provide exceptional operator comfort - and the cab air is filtered to ensure a healthy work environment.

Straight travel pedal

Ensures comfort, as the operator can keep his hands on the joysticks while simply using 1 pedal to move straight forward. This is ideal when working over long distance or when digging along trenches.

Two-way proportional pedal or joystick

For maximum comfort when operating attachments - operator can easily set his preference in the control panel to operate with the rollers on joystick or with the pedal.

Heated air suspension seat (standard)

In addition to being adjustable and providing lumbar support, the seat has an air suspension system to reduce vibrations. It also features a seat heating system (activated at the touch of a button). A storage box has been placed under the seat for extra convenience.

Air conditioning with climate control

The operator can choose from 5 different modes to regulate the airflow, while the system adjusts the air temperature & fan speed to maintain the operator's selected temperature. A recirculated air function is also available.

MP3/USB radio

MP3 player (MP3/USB radio optional).

Storage space

The new cab contains several storage compartments including one hot/cool box (connected to the A/C system).

CabSus mount

The cab's new suspension system (CabSus mount) dampens high vibrations and provides outstanding protection against impact. The system absorbs shocks and vibrations much more effectively than a conventional viscous suspension system.



1. Large sun roof
2. Sun visor
3. Storage compartment for sunglasses
4. Window grip
5. Hot/cool box
6. Upper front window is strut-assisted for easy, reliable adjustment and integrates a sun shade
7. Photo sensor detects radiant energy from the sun and adjusts temperature automatically
8. Improved visibility on the bottom right
9. Joysticks and switches are integrated in adjustable control consoles
10. Separate seat height adjustment lever and cushion tilting function
11. Flat, spacious, easy-to-clean floor
12. Pedal for auxiliary control 1 & 2 ways

* The above image may differ from the actual product.

Total control in all simplicity

► The highest standards of efficiency at your fingertips

The advanced & user-friendly technologies are just some of the many advantages of this generation. The ergonomic controls and the easy-to-view colour monitor place the machine firmly in your hands.

- The new multi-function 7" TFT LCD monitor displays a comprehensive range of useful technical information, allowing you to check the machine's status and settings at a glance
- Highly sensitive & low-effort joysticks and clear convenient controls enable you to work safely, smoothly & confidently with minimum effort for increased comfort, efficiency and production
- Doosan's unique jog shuttle switch gives you easy, precise control over all machine functions
- Proportional auxiliary flow means precision control, smoothness & efficiency when using attachments



TFT LCD colour monitor panel

The upgraded 7" Thin-Film-Transistor (TFT is a technology that improves image quality) LCD panel features a day and night display. The user-friendly monitor gives full access to machine settings and maintenance data. Any abnormality is clearly displayed on the screen, allowing you to work safely and confidently with an accurate overview of all conditions. All functions are totally controllable, directly via the screen or using the exclusive jog shuttle switch.

1. Fuel consumption level: current, total & daily average fuel consumption
2. Fuel level
3. Diesel Exhaust Fluid (DEF) tank level
4. Eco symbol: changes colour when operating conditions change (idle, normal or loading)
5. Eco gauge: shows the average fuel efficiency
6. Engine coolant and hydraulic oil temperatures
7. Warning symbols
8. New shortcut menu: displayed on the right for rapid access to main functions
9. Optional anti-theft password-controlled starting
10. Oil filter information
11. Attachment management: stores up to 10 different attachment presets, enabling the operator to set hydraulic flow & pressure according to his needs

Dynamic power management

- Automatic travel speed function
- Activating the power boost control system increases digging force by 5%
- A one-touch deceleration button immediately reduces engine speed to low or idle
- Auto-idling starts 4 seconds after all controls are returned to neutral - decreasing fuel consumption and reducing noise levels in the cab

4 Work modes & 4 Power modes

Deliver the needed power according to your specific application while minimising fuel consumption:

- 1-way mode, 2-way mode, Digging mode and Lifting mode
- Power-plus mode, Power mode, Standard mode, Economy mode

* The above image may differ from the actual product.



Simple control: Doosan's exclusive jog shuttle switch for easy and precise control over all machine functions.



1. Power Boost switch & One-touch deceleration switch
2. Thumb wheel switch allow proportional control of attachments
3. "Short stroke" joysticks enable easy, precise control of all operations
4. Exclusive jog shuttle switch
5. Automatic travel speed switch
6. Working lights switch
7. Climate control & HVAC
8. Remote control of radio
9. Wipers control
10. Power socket 12V

Your safety: standard cab and boom lights, large side mirrors and rear-view camera improve all-round visibility and thus safety. Other standard safety features: anti-slip plates, automatic overheating alarm warning, low oil pressure sensor, engine emergency cut-off switch, auxiliary mode switch (allows a safe level of hydraulics operation in case of EPOS failure), overload warning device.



Rear-view camera



Work lights

Reliability, the habit of a lifetime

► Designed for long-term all-round heavy-duty performance

In your profession, you need equipment you can depend on. At Doosan, we use highly specialised design and analysis tools to make sure our machines are as robust and durable as can be. Our materials and structures undergo stringent testing for strength and resilience under the most extreme conditions.

And we continually manufacture the most durable machines to ensure lower cost of ownership.



Extra-strong X-chassis

Designed using Finite Element Analysis and 3D computer simulation, the X-shaped undercarriage ensures optimum structural integrity and durability.

Strengthened boom & arm

Finite Element Analysis has been used to calculate the best load distribution throughout the boom structure. Combined with thicker material, this means that element fatigue is limited and both reliability and component life are increased.

To better protect the base of the arm, reinforced bars have been added and the arm centre and end boss have been strengthened.

Undercarriage durability

- The chain is composed of sealed, self-lubricating links for long-term dependability. The track spring and idler are joined for long-lasting performance and easy maintenance
- Cast steel heavy-duty sprockets guarantee the highest resistance
- Track rollers lubricated for life

Advanced filtration

- Fuel filters & water separator: a filter-type high-performance water separator effectively captures moisture in the fuel, reducing impurities and helping minimise any fuel-related issues. Pre-filters and dual main filters as standard minimise fuel system failures

- Air cleaner: The large capacity forced air cleaner removes over 99% of airborne particles, reducing the risk of engine contamination and making the cleaning and cartridge change intervals greater.

Special dozer blade design

The dozer blade has been designed for severe usage & with oversized cylinders. Lifting height & digging depth angles are very wide to facilitate work on any terrain.

Pin & bushing advanced technology

Highly lubricated metal is used for the boom pivot to increase the component's lifetime and lengthen greasing intervals. The bucket pivot features EM (Enhanced Macrosurface) bushings, which have a tailored surface pattern and self-lubricating coating to optimise greasing and make removal of debris more efficient. Ultra-hard wear-resistant discs & bucket pivot polymer shim increase durability even more.



Air cleaner

Highly durable dozer blade & undercarriage

* The above image may differ from the actual product.

Simple maintenance with maximum uptime

▶ Excellent service accessibility

Short maintenance operations at long intervals mean you can depend on your equipment being available on site when it's needed. Our machines are designed for simple routine maintenance, while skilled Doosan technicians are available to provide extra support, should you need it. Choose the package you need from a broad range of service agreements to get the most out of your machine. Uptime, productivity and residual value are all maximised, making our excavators an economical and rewarding choice.

The new US EPA Tier 4 Doosan DL06P engine has no need for a DPF filter to meet the US EPA Tier 4 emissions requirements - which means no maintenance required, so more uptime!



Maintenance access made simple

- Large guard rails are installed along with anti-slip steps and plates, for safer, easier access to the whole upper structure
- The cab's air-conditioning filter is lockable and placed on the side of the cab for easy access
- A battery cut-off switch makes it easy to disconnect the battery during long-term storage
- The hour meter display can be easily checked from ground level
- Engine parts can be easily reached via the top and side panels
- For extra accessibility and servicing convenience, all filters (engine oil filter, fuel pre-filter, fuel filter and pilot filter) are located in the pump compartment

Centralised greasing points

To make maintenance easier, the greasing points have been centralised.

Shut-off valves

Fitted on the pre-filter piping line and fuel tank drain piping to make servicing easier and prevent pollution from leakage.

Diesel Exhaust Fluid (DEF) Tank

Connected to the ECU, sensors in tank detect low level of Diesel Exhaust Fluid (DEF) tank & any system malfunction.

Full solution provider

- The Doosan Telematic system is available as standard - offering you all of the features for reading out vehicle operating & production parameters remotely, and providing you with complete peace of mind
- Protection+ : extended warranty covering parts, travel and service (check with your local dealer)
- Maintenance contract: your dealer will support you with routine service at regular intervals
- Genuine parts: manufactured and tested to ensure they always meet the same high quality standards as the original components

Global Doosan network

With a network of Doosan dealers & Parts Distribution centres worldwide, your Doosan excavator can be serviced & maintained wherever you are.

Longer service intervals

More than 99.5% of foreign particles are filtered out in oil return filters and engine oil filters - so the oil & filter change interval is longer.



Battery cut-off switch



Guard rails



Diesel Exhaust Fluid (DEF) tank



Hour meter
(from ground level)

* The above image may differ from the actual product.

Technical specifications

Engine

Designed to deliver superior performance and fuel efficiency, the Doosan US EPA Tier 4 diesel engine fully meets the latest emissions regulations. To optimise machine performance, the engine uses high-pressure fuel injectors, air-to-air inter-cooler and electronic engine controls. 4-Cycle Water-Cooled, Wastegate Turbocharged, Exhaust Gas Recirculation (EGR) & Selective Catalytic Reduction (SCR) with no Diesel Particulate Filter (DPF).

DX235LCR-5	
Model	Doosan DL06P
No. of cylinders	6
Rated power at 1900 rpm (SAE J1995)	141.2 kW (189 hp)
(SAE J1349)	135 kW (180 hp)
(ISO 9249)	135 kW (180 hp)
Max. torque at 1400 rpm	82 kgf.m (804 Nm)
Idle (low - high)	800 [±10] - 2000 [±25] rpm
Piston displacement	5890 cm ³
Bore X stroke	100 mm X 125 mm
Starter	24 V X 6 kW
Batteries - Alternator	2 X 12 V, 100 Ah - 24 V, 80 A
Air filter	Double element air cleaner

Undercarriage

Extremely robust construction throughout - made of high-quality, durable materials, with all welded structures designed to limit stresses.

- Track rollers lubricated for life
- Idlers and sprockets fitted with floating seals
- Track shoes made of induction-hardened alloy with triple grouser
- Heat-treated connecting pins
- Hydraulic track adjuster with shock-absorbing tension mechanism

³ Number of rollers and track shoes per side

DX235LCR-5	
Upper rollers (standard shoe)	2
Lower rollers	8
Number of links & shoes per side	49
Link pitch	190 mm
Overall track length	4445 mm

Weight

Standard boom 5700 mm, standard arm 2900 mm, standard bucket 0.92 m³

	Shoe width (mm)	Operating weight (t)	Ground pressure (kgf/cm ²)
Triple grouser	600 (Std)	24.3	0.52
	700	24.6	0.45
	800	24.9	0.40
	900	25.2	0.36

Component weights

Item	Unit	Weight	Remarks
Upper structure without front	kg	12370	With counterweight
Lower structure assembly	kg	7718	
Front assembly	kg	4233	
Counterweight	kg	6450	
Boom	mm	5700 / 5850 two-piece	Including bushing
	kg	1482 / 1953	
Arm	mm	2400 / 2900	Including bushing
	kg	599 / 687	
Dozer blade (2990 mm)	kg	899	For 600 mm shoe (dozer cylinder (each) 90 kg)

Hydraulic system

The e-EPOS (Electronic Power Optimising System) is the brain of the excavator - minimising fuel consumption and enabling the efficiency of the hydraulic system to be optimised for all working conditions.

To harmonise the operation of the engine and the hydraulics, the e-EPOS is connected to the engine's electronic control unit (ECU) via a data transfer link.

- 2 travel speeds offer either increased torque or high speed
- Cross-sensing pump system for fuel savings
- Auto-deceleration system
- 4 operating modes, 4 power modes
- Flow and pressure control of auxiliary hydraulic circuits from control panel
- Computer-aided pump flow control

³ Pumps & system pressure

DX235LCR-5	
Main pump, type:	Variable displacement tandem axial piston pump
Maximum flow at 1900 rpm	2 X 222.3 l/min
Pilot pump, type:	Gear pump
Maximum flow at 1900 rpm	26 l/min
Relief valve settings:	
Implement	350 kg/cm ²
Travel	350 kg/cm ²
Pressure up	370 kg/cm ²
Swing	300 kg/cm ²
Pilot	40 kg/cm ²

Hydraulic cylinders

High-strength steel piston rods and cylinder bodies. Shock-absorbing mechanism fitted in all cylinders for shock-free operation and extended piston life.

Cylinders	Quantity	Bore X rod diameter X stroke (mm)
One-piece boom	2	130 X 90 X 1355
Arm	1	135 X 95 X 1490
Bucket	1	120 X 80 X 1060
Two-piece boom	1	130 X 90 X 1280
Two-piece arm	1	140 X 100 X 1450

Swing mechanism

The swing mechanism uses an axial piston motor, driving a 2-stage planetary reduction gear bathed in oil for maximum torque.

- Swing bearing: single-row, shear type ball bearing with induction hardened internal gear
- Internal gear and pinion immersed in lubricant

³ Swing speed & torque

DX235LCR-5	
Maximum swing speed	11.3 rpm
Maximum swing torque	9850 kgf/m

Drive

Each track is driven by an independent, high-torque axial piston motor through a planetary reduction gearbox. Two levers / foot pedals guarantee smooth travel with counter-rotation on demand.

The track frame protects the travel motor, brake and planetary gears. The multi-disc track brakes are spring-applied and hydraulic released.

³ Speed & traction

DX235LCR-5	
Travel speed (low - high)	3.2 - 5.8 km/h
Maximum traction	29.2 t
Maximum gradeability	35° / 70%

Fluid capacities

DX235LCR-5	
Fuel tank	310 l
Cooling system (radiator)	31 l
Diesel Exhaust Fluid (DEF) Tank	31.5 l
Hydraulic oil tank	190 l
Engine oil	27 l

Cab

The air-conditioning and heating systems are integrated for optimal climate control. An automatically-controlled fan supplies the pressurised and filtered cab air, which is distributed throughout the cab from multiple vents.

The heated air suspension, adjustable operator's seat includes a seat belt. The operator can adjust the ergonomic seat and joystick console separately according to his preferences.

³ Noise emission

DX235LCR-5	
A-weighted emission sound pressure level at the operator's position, LpAd (ISO 6396:2008)	Declared : 74 dB(A)
A-weighted sound power level, LwAd (2000/14/EC)	Declared : 103 dB(A) Measured : 101 dB(A)

Note - Declared single-number noise emission values are the sum of measured values and the associated uncertainty, and they represent upper boundaries of the range of values which is likely to occur in measurements.

Buckets

Bucket Type	Capacity (m ³) SAE	Width (mm)		Weight (kg)	One-piece boom		Two-piece boom	
		With side cutters	W/O side cutters		Arm 2.4 m	Arm 2.9 m	Arm 2.4 m	Arm 2.9 m
GP	0.51	772	722	529	A	A	A	A
	0.81	1128	1065	654	A	A	A	A
	0.92	1236	1173	697	A	A	A	A
	1.05	1372	1309	751	A	B	B	B
	1.17	1493	1430	809	B	C	B	C
	1.28	1607	1544	848	C	C	C	D
H Class	0.76	946	866	778	A	A	A	A
	0.92	1096	1016	867	A	A	A	A
	1.08	1246	1166	939	B	B	A	C
	1.24	1396	1316	1011	C	C	C	D
	1.35	1496	1416	1077	C	D	C	D

A: Suitable for materials with a density less than or equal to 2100 kg/m³

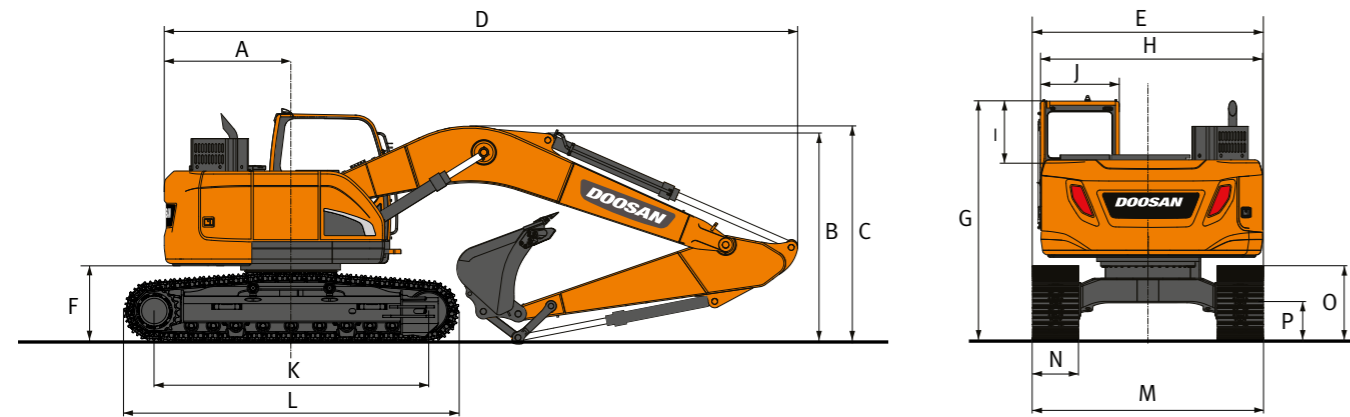
B: Suitable for materials with a density less than or equal to 1800 kg/m³

C: Suitable for materials with a density less than or equal to 1500 kg/m³

D: Suitable for materials with a density less than or equal to 1200 kg/m³

Based on ISO 10567 and SAE J296, arm length without quick-coupler. For reference only.

Dimensions



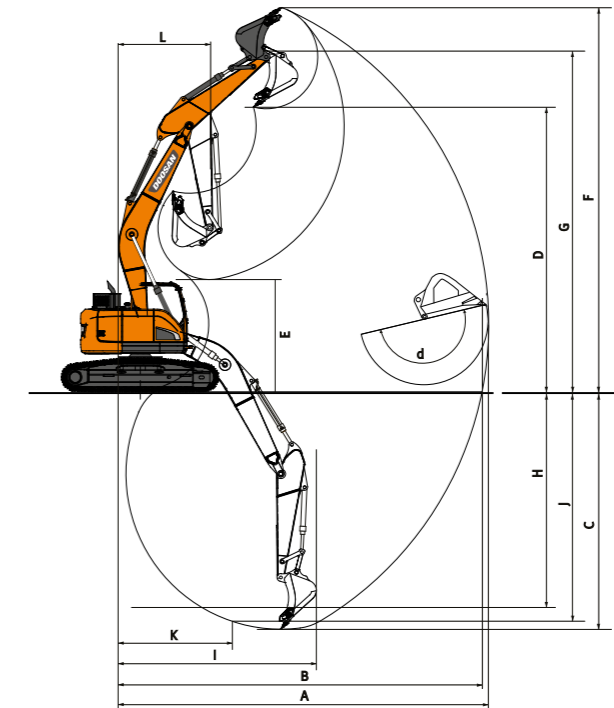
Dimensions

	One-piece boom		Two-piece boom	
	5700		5850 (3100 LB + 2800 UB)	
Boom length - mm	2400	2900	2400	2900
Arm length - mm	2400	2900	2400	2900
Bucket capacity - m	1.05	0.92	0.92	0.81
A Tail swing radius - mm	1680	1680	1680	1680
B Shipping height (boom) - mm	2980	2870	3180	3210
C Shipping height (hose) - mm	3115	2970	3180	3210
Shipping height (with guard rail) - mm	3385	3385	3385	3385
D Shipping length - mm	9025	8975	9160	9150
E Shipping width std. - mm	2990	2990	2990	2990
F Counterweight clearance - mm	1060	1060	1060	1060
G Height over cab - mm	3080	3080	3080	3080
H House width - mm	2870	2870	2870	2870
I Cab height above house - mm	760	760	760	760
J Cab width - mm	1022	1022	1022	1022
K Tumbler distance - mm	3650	3650	3650	3650
L Track length - mm	4445	4445	4445	4445
M Undercarriage width std. - mm	2990	2990	2990	2990
N Shoe width std. - mm	600	600	600	600
O Track height - mm	945	945	945	945
P Ground clearance - mm	475	475	475	475

Digging forces (ISO)

	One-piece boom		Two-piece boom	
	5700		5850 (3100 LB + 2800 UB)	
Boom length - mm	2400	2900	2400	2900
Arm length - mm	2400	2900	2400	2900
Bucket capacity - m	1.05	0.92	0.92	0.81
BUCKET (Normal / Press. Up) - ton	15.2 / 16.0	15.2 / 16.0	15.2 / 16.0	15.2 / 16.0
ARM (Normal / Press. Up) - ton	12.3 / 13.0	10.5 / 11.1	12.3 / 13.0	10.5 / 11.1

Working range



Working range

	One-piece boom		Two-piece boom	
	5700		5850 (3100 LB + 2800 UB)	
Boom length - mm	2400	2900	2400	2900
Arm length - mm	2400	2900	2400	2900
Bucket capacity - m	1.05	0.92	0.92	0.81
A Max. digging reach - mm	9405	9820	9605	10035
B Max. digging reach (ground) - mm	9205	9630	9415	9870
C Max. digging depth - mm	6170	6670	5920	6390
D Max. loading height - mm	7690	7950	8190	8515
E Min. loading height - mm	3735	3150	4270	3665
F Max. digging height - mm	10550	10795	11087	11405
G Max. bucket pin height - mm	9145	9405	9642	9970
H Max. vertical wall depth - mm	5040	5325	4786	5185
I Max. radius vertical - mm	6270	6575	6530	6770
J Max. digging depth (8'level) - mm	5925	6445	5799	6275
K Min. radius 8'line - mm	2610	2565	1695	1695
L Min. swing radius - mm	2540	2310	2545	2505
d Bucket angle - °	177	177	177	177

Doosan Buckets

4 More. More choice - More durable - More strength - More performance!

General Construction Bucket Heavy Construction Bucket Severe Mining Bucket X-treme Mining Bucket



The General purpose bucket is designed for digging and re-handling soft to medium materials (e.g. materials with low wear characteristics such as top-soil, loam, coal).



The Heavy duty bucket is designed for mass excavations in dense materials such as hard packed clay, shot limestone, limited rock content and gravel.



The Severe duty bucket is designed for durability in digging compact materials like loose or blasted rock, hard packed clay and stone.



The X-treme duty bucket is designed as a long-life version of the Severe duty bucket for digging in the most abrasive materials.

Lifting capacities

DX235LCR-5

Standard track width: 2990 mm - W/O Bucket

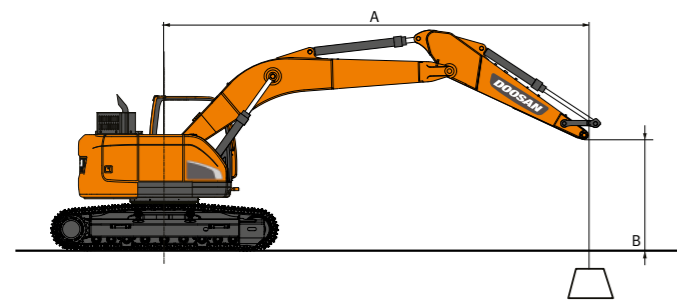
Unit: 1000 kg	A		1.5 m		3.0 m		4.5 m		6.0 m		7.5 m		Max. reach		
	B		☺	☹	☺	☹	☺	☹	☺	☹	☺	☹	☺	☹	A
One-piece boom 5.7 m Arm 2.4 m Shoe 600 mm Counterweight 6.45 t	9.0 m												8.18 *	8.18 *	3.44
	7.5 m												6.51 *	5.6	5.60
	6.0 m												7.43 *	7.43 *	6.80
	4.5 m												8.88 *	7.56	7.51
	3.0 m												10.86 *	6.97	7.87
	1.5 m												11.53	6.51	7.94
	0.0 m												11.3	6.32	7.71
	-1.5 m												11.39 *	11.39 *	7.17
	-3.0 m												13.72 *	12.58	6.22
	-4.5 m												9.11 *	9.11 *	4.61
One-piece boom 5.7 m Arm 2.4 m Shoe 800 mm Counterweight 6.45 t	9.0 m												8.18 *	8.18 *	3.44
	7.5 m												6.51 *	5.72	5.60
	6.0 m												7.43 *	7.43 *	6.80
	4.5 m												8.88 *	7.73	7.51
	3.0 m												10.86 *	7.14	7.87
	1.5 m												11.83	6.68	7.94
	0.0 m												11.6	6.48	7.71
	-1.5 m												11.39 *	11.39 *	7.17
	-3.0 m												13.72 *	12.9	6.22
	-4.5 m												9.11 *	9.11 *	4.61
One-piece boom 5.7 m Arm 2.9 m Shoe 600 mm Counterweight 6.45 t	9.0 m												5.67 *	5.67 *	4.34
	7.5 m												4.80 *	4.80 *	6.19
	6.0 m												6.67 *	6.67 *	7.28
	4.5 m												8.10 *	7.73	7.95
	3.0 m												10.12 *	7.1	8.29
	1.5 m												11.59	6.55	8.36
	0.0 m												11.25	6.26	8.14
	-1.5 m												11.18 *	11.18 *	7.63
	-3.0 m												11.97 *	11.97 *	6.75
	-4.5 m												11.14 *	11.14 *	5.31
One-piece boom 5.7 m Dozer blade Arm 2.9 m Shoe 600 mm Counterweight 6.45 t	9.0 m												5.67 *	5.67 *	4.34
	7.5 m												6.22 *	6.22 *	6.19
	6.0 m												6.67 *	6.67 *	7.28
	4.5 m												8.10 *	8.10 *	7.95
	3.0 m												10.12 *	7.59	8.29
	1.5 m												11.83 *	7.04	8.36
	0.0 m												11.59	6.55	8.14
	-1.5 m												11.18 *	11.18 *	7.63
	-3.0 m												11.97 *	11.97 *	6.75
	-4.5 m												11.14 *	11.14 *	5.31

Lifting capacities

DX235LCR-5

Standard track width: 2990 mm - W/O Bucket

Unit: 1000 kg	A		1.5 m		3.0 m		4.5 m		6.0 m		7.5 m		Max. reach		
	B		☺	☹	☺	☹	☺	☹	☺	☹	☺	☹	☺	☹	A
Two-piece boom 5.85 m Arm 2.4 m Shoe 600 mm Counterweight 6.45 t	9.0 m														7.98 *
	7.5 m														7.98 *
	6.0 m														3.90
	4.5 m														5.89
	3.0 m														5.18
	1.5 m														5.89
	0.0 m														7.03
	-1.5 m														3.17
	-3.0 m														7.72
	-4.5 m														8.08
Two-piece boom 5.85 m Arm 2.9 m Shoe 600 mm Counterweight 6.45 t	9.0 m														8.14
	7.5 m														7.92
	6.0 m														7.92
	4.5 m														7.92
	3.0 m														7.92
	1.5 m														7.92
	0.0 m														7.92
	-1.5 m														7.92
	-3.0 m														7.92
	-4.5 m														7.92
Two-piece boom 5.85 m Dozer blade Arm 2.9 m Shoe 600 mm Counterweight 6.45 t	9.0 m														4.74
	7.5 m														4.74
	6.0 m														4.74
	4.5 m														4.74
	3.0 m														4.74
	1.5 m														4.74
	0.0 m														4.74
	-1.5 m														4.74
	-3.0 m														4.74
	-4.5 m														4.74
Two-piece boom 5.85 m Arm 2.9 m Shoe 800 mm Counterweight 6.45 t	9.0 m														4.74
	7.5 m														4.74
	6.0 m														4.74
	4.5 m														4.74
	3.0 m														4.74
	1.5 m														4.74
	0.0 m														4.74
	-1.5 m														4.74
	-3.0 m														4.74
	-4.5 m														4.74



☺ : Rating over front.
☹ : Rating over side or 360°.

- Lifting capacities are in compliance with ISO 10567:2007(E).
- The load point is at the end of the arm.
- * = The nominal loads are based on hydraulic capacity.
- The nominal loads shown do not exceed 75% of tipping loads or 87% of hydraulic lifting capacity.
- For lifting capacity with bucket, simply subtract the actual weight of the bucket from the values.
- The configurations indicated do not necessarily reflect the standard equipment of the machine.



Standard and optional equipment

Telematics Service (Optional)

Standard & option may vary. Consult your Doosan dealer for details.

Engine

- Doosan DL06P, US EPA Tier 4 compliant, SCR, EGR, DOC, water-cooled diesel engine with Wastegate Turbocharger and air-to-air intercooler ³ ●
- Auto-idle function ³ ●
- Auto shut-off ³ ●
- No DPF ³ ●

Hydraulic system

- Boom and arm flow regeneration ³ ●
- Swing anti-rebound valves ³ ●
- Spare ports (valve) ³ ●
- One-touch power boost function ³ ●
- Smart Power Control (SPC) ³ ●
- Breaker piping ³ ○
- Cylinder cushioning & contamination seals ³ ●
- Control of auxiliary hydraulic flow and pressure from the display panel ³ ●

Cab & Interior

- Pressurised, sound-insulated and CabSus mounted cab ³ ●
- Heated, adjustable air suspension seat with adjustable headrest and armrest ³ ●
- Air conditioning with climate control ³ ●
- Pull-up type front window with sun roller blind and removable lower front window ³ ●
- Sliding left window ³ ●
- Intermittent upper and lower windshield wiper ³ ○
- Rain visor ³ ○
- Rear window defroster switch ³ ●
- Adjustable PPC wrist control levers for arm, boom, bucket and swing ³ ●
- Joysticks and pedal provide proportional control of auxiliary lines for attachments ³ ●
- Travel pedals and hand levers ³ ●
- Jog shuttle switch ³ ●
- 7" (18 cm) TFT LCD colour monitor panel ³ ●
- Attachment management system (10 presets) ³ ●
- Engine speed (RPM) control dial ³ ●
- Automatic travel speed ³ ●
- 4 operating modes & 4 working modes ³ ●
- Electric horn ³ ●
- Ceiling light ³ ●
- Cup holder ³ ●
- Multiple storage compartments (e.g. document holder under seat) ³ ●
- Storage area (tools, etc.) ³ ●
- Hot and cool box ³ ●
- Flat, spacious, easy-to-clean floor ³ ●
- Master key ³ ●
- Anti-theft protection ³ ●
- 12 V spare power socket ³ ○
- Serial communication port for laptop PC interface ³ ●
- Remote radio ON/OFF switch ³ ●
- MP3/USB radio ³ ●

Safety

- Roll Over Protective Structure (ROPS) ³ ●
- Boom and arm cylinder safety valves ³ ○
- Overload warning device ³ ●
- Large guard rails on upper structure and steps ³ ○
- Rotating beacon ³ ○
- Rear-view camera ³ ○
- Side-view camera ³ ○
- Punched metal anti-slip plates ³ ●
- Hydraulic safety lock lever ³ ●
- Safety glass ³ ●
- Hammer for emergency escape ³ ●
- Right and left rear-view mirrors ³ ○
- Lockable fuel cap and covers ³ ●
- Battery cut-off switch ³ ●
- Engine restart prevention system ³ ●
- Parking brake ³ ●
- Work lights ³ ●
- Work lights (4 front cab-mounted, 2 rear cab-mounted, 2 boom-mounted and 1 rear side) ³ ○
- Emergency engine stop switch and hydraulic pump control switch ³ ●
- FOGS cab - top and front cab guards (ISO 10262) ³ ○
- Front window upper and lower guards ³ ○

Other

- Boom: 5700 mm – arm: 2900 mm – counterweight: 6450 kg ³ ●
- Doosan Connect Telematic system ³ ●
- Auto shut-off fuel filler pump ³ ○
- Double element air cleaner ³ ●
- Fuel pre-filter with water separator sensor ³ ●
- Dust screen for radiator/oil cooler ³ ●
- Self-diagnostic function ³ ●

- Alternator (24 V, 80 A) - Battery (2 X 12 V, 100 Ah) ³ ●
- Hydrostatic 2-speed travel system with automatic shift ³ ●
- Remote greasing for swing circle and work group pivot points ³ ●
- Guards for work lights ³ ●
- Arms: one-piece boom 2400 mm or two-piece boom 2400 and 2900 mm ³ ○
- Booms: two-piece boom 5850 mm ³ ○
- Doosan buckets ○
- Straight travel pedal ○
- Doosan breakers and quick-couplers ○
- Two-piece boom ○
- Dozer blade ○
- Doosan buckets: full range of GP, HD & Rock buckets ³ ○
- Doosan breakers and Doosan quick-couplers ³ ○
- Hydraulic piping for crusher, quick-coupler, clamshell, tilting and rotating buckets ³ ○
- Additional filter for breaker piping ³ ○

Undercarriage

- Hydraulic track adjuster ³ ●
 - Normal track guards ³ ●
 - Greased and sealed track links ³ ●
 - 600 mm triple grouser shoe ³ ●
 - 600 mm roadliner ○
 - 700, 800, 900 mm triple grouser shoe ³ ○
 - Dozer blade 2990 mm (for 600 mm shoes) ³ ○
- Standard: ●
Optional: ○



Roadliner



Dozer blade



Straight travel pedal



Two-piece boom



Doosan buckets



Doosan breakers and quick-couplers

Some of these options may be standard in some markets. Some of these options may not be available for certain markets. Please check with your local DOOSAN dealer for more information about availability or to adapt your machine to your application needs.

TELECOMMUNICATIONS

Data flow from machine to web



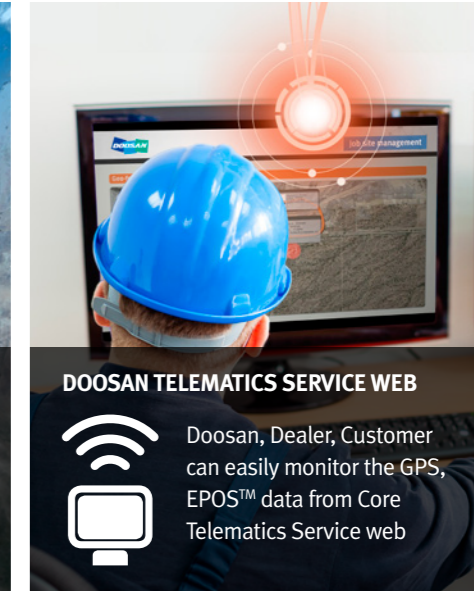
TELEMATICS SERVICE TERMINAL

Telematics Service terminal is installed to machine / connected to EPOS™



TELECOMMUNICATION

GPS, EPOS™ data is sent to designated server by GSM, Satellite telecommunication



DOOSAN TELEMATICS SERVICE WEB

Doosan, Dealer, Customer can easily monitor the GPS, EPOS™ data from Core Telematics Service web

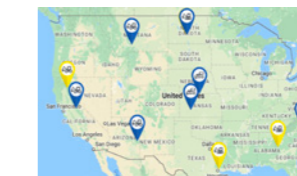
BENEFITS



FUNCTIONS

Location

- GPS
- Geo-fence



Reports

- Periodic operation report
- Utilization



Operation Trend

- Total operation hour
- Operation hour by mode



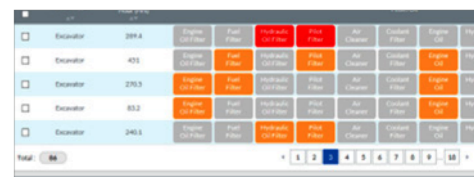
Fuel Efficiency*

- Fuel level
- Fuel consumption




Filter & Oil Management

- Preventive maintenance by item replacement cycle



Warning & Alert

- Detect machine warnings
- Antenna disconnection
- Geo/Time fence



TELEMATICS SERVICE BENEFITS

Customer

- Improve work efficiency
- Timely and preventive service
- Improve operator's skills by comparing work pattern
- Manage fleet more effectively

Dealer

- Better service for customers
- Provide better quality of service
- Maintain machine value
- Better understanding of market needs

Doosan

- Responsive to customer's voice
- Utilize quality-related field data
- Apply customer's usage profile to developing new machine

* Functions may not be applied to all models. Please contact your sales representative to get more information of the service.



DOOSAN *Building your tomorrow today*

